

Art Education  
Resources  
that **Engage,**  
**Inform &**  
**Inspire**

## OIL IMPASTO TECHNIQUE

Subject(s): Visual Art & Social Studies

Medium(s): Oils

Brand(s): Talens Art Creation



**The Oldest Known Oil Paintings** were discovered in Afghanistan in a series of caves in 2001. They were Buddhist murals using paints made with walnut & poppy-seed oil dating from 7<sup>th</sup> century AD.

**Oils became popular** in 15<sup>th</sup> century Europe and played a significant role in the Renaissance. Oils replaced tempera and fresco as the primary medium due to its tonal range, intense color and working drying time. Their popularity was also related to an interest in creating naturalistic detail.

**Talens Art Creations Oil Paints** are vegetable oil based and are available in sets of 8, 12 and 24 colors. Talens Oil Color Paper is the perfect surface for your artwork and has been specifically designed for use with oil-based paints.

Worth researching further is the Impasto work of Rembrandt van Rijn, Diego Velázquez, Vincent van Gogh and Jackson Pollock.

### Project Outline

Introduce fundamental techniques of oil painting

The lesson will cover the oil impasto technique.







### Materials

- Talens Art Creation (TAC) Oils
- TAC Oil Color Paper
- Brushes
- Painting knives
- TAC Tear Off Paper Palette
- Talens odorless mineral spirits
- Paper towels

### Set Up

- Cover table if needed.
- Lay out paint, brushes, palette knives, paper palette, and oil paper for easy access to participants.
- Have plenty paper towels for general clean up throughout.
- Make enough room for individuals to work side by side, sitting or standing.
- Have a trash can available with easy access



Palette Knife or Impasto painting is the method used to apply paint in a thick broad fashion using a palette knife. The palette knife strokes are obvious and can add texture and a feeling or dimension to a painting.

1. You can choose to have a sketch or underpainting to guide where you want to place the color with the knife. This is especially helpful if you are combining techniques on one painting.
2. Use the paint directly from the tube. It should be thick and paste like in consistency. If the paint is too thin it is problematic to control the color with a painting knife. Experiment with different sizes of knives for different types of marks.

ROYAL  TALENS







3. Larger pallet knives will create larger strokes and give a looser appearance to your work with more texture. They also apply more paint creating greater dimension.

4. Paint colors can also be mixed right on the canvas.

5. You can use the knife to scrap paint away as well as add color. This is called subtractive technique. Having an underpainting if useful when using this application.



#### Tips


- Talens Oil Color Paper is the perfect surface for your artwork and has been specifically designed for use with oil-based paints
- Arrange the colors on your palette leaving room to mix. A good rule of thumb is to arrange the colors from earth tones, greens, blues, violets, reds, yellows, through to white.
- “fat over lean” Oil paint should be built up in layers going from thin to thicker layers to prevent cracking.
- Talens Painting Paste prevents wrinkling of thick paint layers, increases the transparency while retaining the viscosity.

#### National Standards for Art Education

Anchor Standard #1. Generate and conceptualize artistic ideas and work.

Anchor Standard #2. Refine and complete artistic work.

Grade 7 VA:Cr1.1.7 Apply methods to overcome creative blocks.”



Talens of North America • 30 Industrial Drive • Northampton, MA 01060 • 413.300.1899

[www.royaltalensnorthamerica.com](http://www.royaltalensnorthamerica.com)

ROYAL  TALENS

Empower your creativity